



Agrowash

— Clean Produce. Healthy Future. —

FRUIT & VEGETABLE CLEANING GRANULES

Clean produce, wash with confidence

A simple cleaning granule that helps wash dirt, residues and surface microbes from your fruit and vegetables — dissolve, soak, rinse.



Easy to use

Dissolves fast

Rinses clean

Dissolve · Soak · Rinse

ABOUT THE PRODUCT

Cleaner produce, from a simple granule

Agrowash™ is a chlorine-based cleaning granule made to wash fruit and vegetables before you eat, cook or store them. Dissolve a small dose in plain water, soak your produce, and rinse — an easy routine that helps lift dirt, residues and surface microbes from the food your family eats.

Why Agrowash



Powerful clean

A chlorine-based cleaning action that lifts dirt, residues and surface microbes from fruit and vegetables.



Dissolves fast

Granules dissolve quickly in plain water — no special equipment, no fuss.



Rinses away

Used as directed and rinsed with clean water, produce is left fresh and ready to use.



Goes a long way

A small dose treats a full bowl of water, so every pouch stretches across many washes.



Simple to use

Measure, dissolve, soak, rinse — a four-step routine anyone in the kitchen can follow.

Where to use it



Home kitchens



Hotels & restaurants



Chefs & caterers



Pack houses

How to use it well

Always use Agrowash in clean water and follow the dose for your produce type. After soaking for the recommended time, rinse with clean potable water before eating or cooking. Full dosing details are on the next page.


DIRECTIONS FOR USE

How much, and how long

PRODUCE TYPE	DOSE / 5 L WATER	APPROX. CHLORINE	SOAK TIME
Leafy greens Spinach, lettuce, coriander, methi	1 g	~135 ppm	2–3 min
Firm vegetables Cauliflower, cucumber, tomato, capsicum	1–3 g	~135–405 ppm	2–5 min
Hard / waxy fruit Apple, pear, citrus, melon	2–3 g	~270–405 ppm	45 sec–3 min

Doses are guidance for a 5-litre bowl of clean water. “Approx. chlorine” is the delivered available chlorine at the stated dose. For a full commodity-by-commodity table, see the Agrowash Dosing Chart. Always rinse produce with clean potable water after soaking.


How to use — step by step



Step 1

Measure granules


Scoop the correct dose for your produce.



Step 2

Add to 5 L water


Use a clean bowl or container of water.



Step 3

Stir to dissolve


Mix until granules fully dissolve.



Step 4

Dip & soak

Immerse produce for the listed time.



Step 5

Rinse with water

Finish with clean potable water.

Storage & handling

Store in a cool, dry, well-ventilated place, away from direct sunlight, heat and moisture. Keep the pack tightly closed when not in use.

Keep away from acids, ammonia and other chemicals. Keep out of reach of children and pets. Do not mix with other cleaning products.



Scan for more

Full commodity-by-commodity dosing chart, a step-by-step demo and answers to common questions.

agrowash.pages.dev

SAFETY & FIRST AID

Use safely, store smart

- ✓ Handle in a well-ventilated area
- ✓ Do not mix with other chemicals
- ✓ Keep the container tightly closed
- ✓ Avoid contact with eyes and skin
- ✓ Wash hands after handling
- ✓ Rinse produce with clean water



DANGER — Keep out of reach of children

Causes skin and serious eye irritation. May be corrosive. Releases chlorine gas if mixed with acids or ammonia. Harmful if swallowed. Use only as directed.

Active ingredient: chlorine-based cleaning compound (available chlorine 65–70% w/w).

First aid

If in eyes

Rinse cautiously with water for several minutes. Remove contact lenses if present and easy to do. Continue rinsing and seek medical advice.

If on skin

Wash with plenty of soap and water. Remove contaminated clothing and wash before reuse. If irritation persists, get medical attention.

If inhaled

Move the person to fresh air and keep comfortable for breathing. If breathing is difficult, seek medical attention.

If swallowed

Rinse mouth. Do NOT induce vomiting. Give a glass of water if conscious and seek medical attention immediately.

Available pack sizes

500 g
POUCH

1 kg
CAN

5 kg
BUCKET

MANUFACTURED & MARKETED BY

Manufactured by
Jalaqua International Limited

Contact
+91 96624 81009

Marketed by
Shri Ram Exports

Reach us
tarang@jalaquainternational.com
www.jalaquainternational.com